

Junior Infants Introduction 2021



This presentation

- Overview of school
- General Junior Infant related information
- Subject areas with a focus on English and Maths among English, Irish, Maths, History, Geography, Science, SPHE, Religion, Drama, Art, Music
- Aistear: the biggest change in recent years



Nicker National School

- We are a Roman Catholic, co-educational primary school
- 5 class teachers
- 3 Special Ed. Teachers
- 3 Special Needs Assistants
- Our school secretary, Breda, is available from 9.00am to 12.30pm

School day is as follows:

Door opens at 9.00am, children go to the classroom at 9.05. School ***starts*** at 9.10am. Infants ***finish*** school at 1.50pm.

Small break is at 10.45 – 11.00, Lunch is at 12.30 – 1.00

Important school information

- Our school website is www.nickerns.com
- Communication with parents happens in a manner of ways:
- Letters from the school on pink paper
- TextAParent
- Notes at end of children's homework sheet
- E-mail from class teacher
- Annual parent teacher meetings
- End of year report
- School policies are available to view on the website or can be requested in hard copy from the secretary
- If you wish to meet the class teacher at any stage, please make an appointment beforehand

Aims of the Junior Infant year

Social and Emotional

- *Learn to work with their peers*
- *Grow their group of friends*
- *Follow school routines and rules*
- *Manage and express their own feelings well*
- *Develop a positive attitude towards school*

Academic

- *Have a good knowledge of the main letter sounds*
- *Be able to blend these together to read words and sentences*
- *Begin to read simple books and stories*
- *Have a good standard of writing and begin to write independent of adult help*
- *Carry out basic Maths functions: counting, combining, recognising shapes and patterns, problem solving, using measures*
- *Begin to think more critically about the world around them*

School Readiness

- A child cannot access learning if they are not socially and emotionally ready to learn
- Ratio of teacher to child at primary level in Ireland is 26:1 – it's a big change from home and pre-school
- Encourage your child to be as independent as possible
- **Infant booklet**: please take the time to look at this document as it covers much of the day to day rules, procedures and activities of the school.
- Please re-read this at home before September and keep it somewhere for easy reference. It is a useful guide when there are things you are unsure of.

Unstructured morning play

Construction with Polydron



Farming with the boys



ENGLISH

Core subject - takes many forms

- *Reading*
- *Writing*
- *Oral language*

Phonics



- Jolly Phonics Programme
- Provides children with strategies and building blocks for learning to read instead of hoping that they will memorise words.
- The children learn sounds and put them together to decode words.

Sounds and Tricky Words

- 2 sounds per week
- Sounds booklet goes home
- Jolly Phonics on Youtube where all the jingles are available
[Youtube Jolly Phonics](#)
- Letters follow the order of the sounds that occur most frequently in language.
- Tricky words are sight words like **was, are, your etc.** that cannot be sounded out. These are learned by sight and regular familiarisation.
 - **HOW CAN YOU HELP?**
- **Follow the homework tasks and read, read, read, read and read some more to your child**

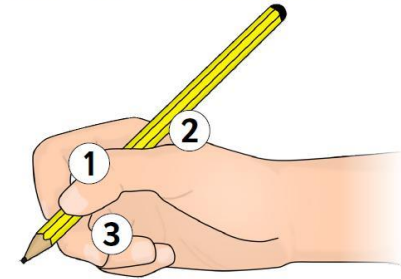
Writing

- This has become a very challenging task in recent years with the prevalence of tablets, phones, TVs in bedrooms

HOW CAN YOU HELP YOUR CHILD?

- **Watch your child when writing – look for correct “froggy legs” grip. Make sure they are forming the letters according to the directions in their books.**
- **Get your child involved at home – matching socks, setting the table, dressing their beds, washing up, playing with toys that demand use of their fingers like Play Doh, Lego**

How to Hold a Pencil



1. Put your thumb and forefinger just above the cone shaped part of the pencil.
2. Let the pencil rest between your thumb and forefinger.
3. Then put your middle finger underneath for support.

Reading

- ✘ Graded readers are the new method of teaching reading.
- ✘ Children are grouped according to ability so that each child is reading at their own level.
- ✘ **HOW CAN YOU HALP YOUR CHILD?**
- ✘ **Read, read, read, read and read some more to your child**



Station teaching in English – Literacy Lift Off

Word works station

Writing station – sentence building



Familiar book reading – children read the book they had the evening before for the teacher



New book reading station – children get a new book each evening – prepare and discuss it, including new words with the next teacher. All children need lots and lots and lots of opportunity to read. Home is an essential component here.

MATHS

Maths in the environment

- Concrete materials using Ready Set Go Maths

- Curriculum covers the following:

- Early Mathematical Activities – matching, comparing and ordering

- Number


- Measures: length, weight, money, time, capacity.

- Data

- Shape and Space

- Algebra

2D Shapes – recognise and make pictures



Use of concrete materials – develops children's fine motor skills and make the learning more accessible

Sorting random collections, categorising, making patterns





Length – in place of metres and centimetres, the children use non-standard units of measure




- Children measuring using cubes
- Children making object number lines using cubes, gives a visual of increasing number instead of just trying to understand that concept on paper



Object numberlines



Learning about time – day and night, days of the week, months and seasons, o' clock



With lots of work with concrete materials beforehand, the children then move to written tasks on the same topic



FAQ of first term: “Is it nearly hometime????”

Develop the children’s sense of chronology by learning about the common o’ clock times of the day

Now for some videos of the children learning about time and length....







Data Collection



Gaeilge

- Based around ten themes which are visited and revisited each year in Primary School
- Sa Bhaile, Me Fein, An Scoil, Siopadoireacht, Ocaidi Speisialta, Caitheamh Aimsire, An Aimsir, Bia, Teilifis, Eadai
- Very visual learning based on the themes using a programme on the whiteboard with games, songs, poems, vocabulary and a little short animated story.

Aistear – very significant change in 2009

- **What is Aistear?**

Aistear is the curriculum framework for children from birth to six years in Ireland – it frames the way that the teacher teaches and the children learn. The focus is on Active Learning and this is organised by themes selected by the teacher, sometimes with choice involved for the children.

- Instead of compartmentalising the subject areas, the children will cover English, Maths, Art, Drama, Science, Geography, SPHE, History etc all in one under the theme of the Farm.
- Bridges the gap between pre-school and primary school.

How does Aistear work?

- We learn about the topic first through a variety of resources – books, pictures, videos on Youtube, Powerpoints, Google Earth etc.
- The children are divided into 4 or 5 groups and consolidate that topic through play in their group at different stations.
- Stations may include sandbox, construction, sociodramatic or make believe, writers' table, small world version of the topic




Topic: the Inuit People

We learned about:

- The Arctic and the Inuit people who live there (what they eat, how they live)
- Used Google Earth to locate the area for the children
- Learned about some animals from the region – the polar bear, the narwhal, the Arctic fox, seals, looked at the penguins in the South Pole – incorporated simpler implications of climate change for these animals
- Looked at an Inuit boy learning to build an igloo
- Learned about the importance of camouflage and other means of survival
- Children used all of this to go on “hunting expeditions”, build igloos in the sand box, draw and write the names of the animals and facts about the Inuit people, became very familiar with country locations on Google Earth







Children copy drawings and topic words to get started



Inuits on a hunting expedition, driving on the huskies, looking for footprints in the snow, all on the sled and travelling at some speed



Topic: At the doctor

Vocabulary: doctor, nurse, hospital, injection, antibiotic, prescription, medicine, plaster, bandage, Xray, crutches, appointment, secretary, thermometer, stethoscope, lungs, heart, fever, temperature



Ease the children into the role play/make believe station early in the year – lots of demonstrations and working together



Arranging the appointments on the system, analysing patient files...that sort of thing!! Or Barbie hospital!!



At the doctor: Writers' Table





The Weather Forecast

Children learned lots of vocabulary around the topic of weather, played the role of the weather forecaster on the news, drew weather symbols on the maps beforehand, pretended to communicate with satellites, used binoculars to survey the weather outside, recorded the temperature on an outdoor thermometer, used the globe etc.





W




S.K. COINCEZ

Ireland

Billy
A B C D E F G H I J K L M N O P Q R S T U V W X Y Z
1 2 3 4 5 6 7 8 9 10 11 12 13 14 15 16 17 18 19 20

Sociodramatic Station

Battle, siege, armour, parts of the castle, fun facts about castle life such as hygiene and punishments for misdemeanours.



Springtime on the Farm

The tractor is broken down – the children are improvising with torn bedsheet, tissues and a bolt from something to fix it



Writers' table



As the year goes on, the children become better at improvising – nobody questioned that they were using tissue to fix a tractor because to them, it was probably a drill or a screwdriver!

Looking at topic related books for inspiration at the writers' table



Small world farm play



Small world farm play




Construction farm play





Sandbox farm play – trying to make a duck pond but it kept disappearing











A brief glance at some other areas

Health Promoting School

Making Flapjacks



Active School Flag





Sean Nos Dancing



Find a partner

Let's dance



Time to disco



And sometimes you just need to kick back...



Exciting days ahead

- We're really looking forward to welcoming the new Junior Infants and we look forward to working with you!
- Thank you for taking the time to look at this presentation and I hope it gives you an insight into the Infant classroom.