


SESE

We know it's June and at this time of the year, we would normally be doing tests!! As this cannot be the case this year, it might be fun to try out something different. One of the parents kindly pointed us towards some challenges that are being set for children and they might be fun to try for your Science this week. The one for this week is Sinking and Floating. We will set a different one next week. It might be an idea to try this outside if you have a big basin/bucket or other big container.



STEAM Weekly Challenge

#STEAMClareEd



STEAM Challenge Topic: Floating & Sinking

To build a boat that can float. See what is the heaviest weight your boat can carry.

Materials

- Plastic bottles, cardboard, tinfoil, Clingfilm, Lego, playdough, masking tape, pegs, wool, twine
- Try and use materials from your recycling bin
- Weighing scales
- Bath tub or a big basin of water
- Weights could include: Lego people, Barbies, Action men, small dolls (keep track on how much they weigh)

Instructions

1. Build a boat using the materials above. Have a good look around the house to see what might work as a good material. It can be as big as you like once it can fit in the bath tub or a basin outside.
2. Put your boat to the test and see will it float. Take a picture of it floating.
3. Once your boat is floating, start adding your choice of weights, to the boat. Remember to keep track of how much weight you are adding to the boat. Estimate first and then check to see if your estimate was close.
4. Take a few pictures as you go along and a little log of what you used and how it worked.

Best of luck!!

Maths

Topic for this week and next week is **Money and Revision!**

Work with concrete materials

Ask your parents/piggy bank for some coins and notes – with as much variety as possible, try to include all of the coins. Take a selection of the coins and try adding them up. Change the selection and try again. Try as best you can to do it in your head! Have someone else in the house select the coins for you to test you.

Try adding the coins together and subtracting from €5 or €10.

3rd Class: the relevant pages on Money and Revision/Maths Trail are pgs. 169-176 in your Busy At Maths 3 (Tutorials 108, 109, 110 on the CJ Fallon Website-3rd Class/Busy at Maths 3/Activities)

2nd Class: the relevant pages in your Busy at Maths on Money are p130-135 and 156-164. (Weblink activities Weblink - Activity 130A - Page 130- Weblink - Activity 135A - Page 135 and activities Weblink - Activity 156A - Page 156- Weblink - Activity 164A - Page 164 on CJ Fallon website- 2nd Class/Busy at Maths 2/interactive).

Tables Game

- <https://www.topmarks.co.uk/maths-games/mental-maths-train>
- Finish your **Master Your Maths** books! Don't forget the Friday tests and send us an email if you have a question about any of it. We are delighted to help.

English Activities for 2nd and 3rd Class Ms. Farrell and Ms. Blackwell

Reading

We have set reading activities for both classes on Study ladder, there are narrative pieces, reports and poetry to read with questions after it so hope you enjoy them.

2nd class

- **Homes in the Past** reading and activities document on the website
- **Design a Mouse House, Cuchulainn and Summer-Time** reading and activities document on the website
- PAWS lesson book:
<https://online.flowpaper.com/7efd0784/PAWS2ENGLISHWEB/#page=1>
- PAWS water safety interactive games: <http://paws.edco.ie/first-and-second-classes/>
- You could complete some of the reading activities in your Word Wise or Just English also. Have you tried reading Dr. Dolittle which came back in your boxes last week?
- www.oxfordowl.co.uk

3rd class

- Homes in the Past reading and activities document on the website
- PAWS lesson book:
<https://online.flowpaper.com/7efd0784/PAWS3ENGLISHWEB/#page=1>
- PAWS water safety interactive games: <http://paws.edco.ie/third-and-fourth-classes/>
- Get Set continue (and finish if you can, some of you are already finished, well done!)
- Continue reading Library books, a book from Borrowbox App if you have a library card or a book from www.oxfordowl.co.uk.

Both classes can access some nice stories and reading activities on the CJ Fallon website, if you select 2nd or 3rd class and English and choose Rainbow Stage 2 or 3 anthologies it will bring up the book and you can do a story a week. There are written activities at the end of each story that you can choose from also if you wish.

Writing/Spelling

Both Classes

- **Water Safety:** Write 5 or 6 important points about safety near water during the Summer. These should be based on the reading documents above from PAWS water safety lessons. You can write these on a page, do it in a Powerpoint or type it on a normal Word document. Send us a picture about Water Safety along with your safety points. We would love to see them. We can put them on the school website with your permission.
- **Cursive handwriting books;** it's important to keep up a little handwriting each week to maintain and improve our skills
- **Spell Well;** finish doing the weekly units if you can. (2nd Class: Just English when you get a chance!)
- **Diary** of your daily activities, you could illustrate it also if you wish.
- **Project Work:** using your Floating/Sinking- photograph and write about your boat. Tell us how you designed your boat and what you managed to float in it 😊

Oral language

- Present your project to your family – tell them some new things you that you have learned.

Gaeilge

- TG4

Have a look at Cúla 4 a couple of times a week to hear the spoken language, there is a daily programme at 10 each week day for gaeilscoileanna (Cúla4 ar Scoil) but there may be some lessons that suit and you may enjoy. Bain triail as!

- If you are ringing/video calling a friend/cousin try speaking to them as Gaeilge -

Dia duit- Dia is Muire Duit

Cad is ainm duit? _____ is ainm dom.

Conas atá tú? Tá mé go maith agus tú féin?

Cén aois thú? Tá mé ocht/naoi/deich mbliana d'aois.

An raibh tú ag imirt peil inné? Ní raibh ach bhí me ag siúl le Mamaí. Bhí an spraoi againn.

• An Nuacht

We have Irish words that are used to write news sentences typed on pages that you can print off and cut up (if you happened to have a laminator at home and laminating pouches at home it would be great to laminate the pages before cutting up the words) you can keep them in a plastic bag for safekeeping. The children can then place the cards in order to make up different sentences. (there are different options to make sentences so you do not need to use all the cards). Alternatively, you could write out the words and cut them up. This is a more hands on method than just writing out the news. You could send on a photo of some of the sentences made. The word cards are in a separate word document here.

2nd class:

Reading and writing:

- Continue with Leigh sa Bhaile. If you can, write the answers to the questions into your copy.
- You can log onto cjfallon.ie. Select primary, 2nd class, Gaeilge, Leigh sa Bhaile B and continue here if you wish! Or do the Seo Leat for 3rd class as written below if you want a challenge!

Spelling:

- Fuaimeanna agus Focal you can complete the next week or if you are finished, you can then go back to the start and do some revision starting with Seachtain 1. There are tests for each unit at the back of the book immediately after Seachtain 30. Make sure to keep filling in the spelling grids and do Look, Say, Trace, Cover, Write, Check.

3rd class:

Reading and Writing

Seo Leat 3 reading p106-107 Timmí ar an Tonnchlár. Remember to write the focloir words into the book before you start. Written activities p108-111

Fóclóir

ag lapadaíl - paddling
ag caint - talking
ag bulaíocht - bullying
ag surfáil - surfing
ag snámh - swimming
sú oráiste – orange juice
ceapairí - sandwiches
tonnchlár - surfboard
Chabhraigh - helped
culaith uisce - wetsuit
sa bhácús – in the bakery
go hálainn - lovely
mo chara – my friend
picnic dheas – nice picnic
Bain triail as! – Try it out!
spórt agus scléip – fun and games
uachtar reoite – ice cream
is breá liom – I love!



Cabhróidh mé leat – I will help you


Suas leat – up you go

2nd class: Log onto cjfallon.ie. Select Primary, 3rd class, Gaeilge, Seo Leat 3. An Samhradh L106-107.

Fáilte chuig gaa.ie - suíomh oifigiúil CLG

🔍 Type in your search and press ↵

 [Fixtures & Results](#) [GAA NOW](#) [Tickets](#) [News](#) [Features](#) [The GAA](#) [My GAA](#)

Getting Involved

[Gaelic Football](#) - [Hurling](#) - [Other Gaelic Games](#) - [The Club](#) - [Féile](#) - [Schools](#) - [Cúl Camps](#) - [Programmes](#) - [Kids Activities](#)

Activites for Kids!

We know that there's nothing like kicking a ball around at your Club, but for now we all must stay safe in our own homes. That doesn't mean you have to be bored! On this page we will be adding lots of fun activities for you to do until it is okay for us all to go back playing GAA games with our friends and team mates!



<http://gaa.ie/my-gaa/getting-involved/kids-activities>